

# Guernsey Graduate Destinations 2022: (Graduates Educated off Island)

---

## **Executive Summary & Key Findings:**

A total of 116 funded undergraduates completed their first or foundation degree in the Summer of 2022, the lowest since the surveys began in 2012. This low number reflects the trend of fewer families qualifying for financial support through the current levels of means testing. As a result, the survey has become a sample of graduate destinations rather than the more comprehensive indicator it initially was.

A link to an online survey was sent to each graduate, with follow up phone calls made in cases where graduates had failed to respond. Destination information was gathered on a total of 113 individuals, which is a response rate of 97%. The information was produced by Careers Guernsey and Student Finance. This survey is the eleventh time this data has been gathered and a comparison of all years can be found within Table 1.

- 65% (74) of all respondents were in work, 2 of which were self-employed.
- 51% (38) of employed/self-employed graduates were working in Guernsey at the time of the survey, a decrease in the on-island proportion compared to the past two years, but more in line with pre-Covid figures.
- Employed graduates on island were working for 30 different employers.
- 49% (36) of employed/self-employed graduates were working off island at the time of the survey.
- 27% (30) of graduates continued in Higher Education. 50% of these progressed to post graduate study without funding from Student Finance.
- 3 graduates stated they were currently on a Gap Year.
- 4 graduates reported they were unemployed and seeking work, whilst another 2 were recovering from illness and not able to look for work (all 6 back on-island)

## **Interpretation of the data**

Graduate statistics are categorised by the occupational sector of the job (SOC 2010 Classification). The industrial sector of each employer is also recorded (SIC).

This highlights the type of occupations that are taking place within each economic/industry sector; e.g. IT Engineer (SOC) working for an employer who is based in the Finance sector (SIC).

Further information on SIC codes can be found at [www.gov.gg/ecodes](http://www.gov.gg/ecodes)

Further information on SOC codes can be found at [www.gov.gg/ocodes](http://www.gov.gg/ocodes)

More detailed charts and graphs are available upon request.

## **Comment**

As noted in this and previous reports, the number of students funded by the States of Guernsey has declined over the last decade and will likely continue to do so. For example, in 2022, 50% of 18 Year Olds entered Higher Education without support from Student Finance. The 2021 agreement giving guaranteed home fee status to students from the Crown Dependencies means that Medical Students and others will no longer need support to supplement higher fees and the recent decision to fully means test student awards will further reduce the numbers who access funding. Although the survey is described as a 'sample', funded students are not representative of the general student population. For example, of those students attending Higher Education off island in 2022, 62% of those privately educated up to at least the end of Key Stage 4 entered Higher Education without funding, compared to 41% of Grammar School students and 22% of those educated at one of the High Schools going to University without funding.

The use of an online survey allowed more consistent responses to the question of why graduates chose to work off island or decided to return to Guernsey. There were 91/113 respondents who completed the online form and these graduates were asked an initial question as to their future intentions. Those off island were asked if they intend to return in the foreseeable future and those on island were asked if they intend to stay in Guernsey for the foreseeable future. Graduates were then asked to comment on the level of influence five key factors had on their immediate decision not to return, what influence these may have on plans to return in the future and for those who had returned, what impact these factors may have on any future consideration to leave Guernsey. (Tables 2-4)

Out of the 35 graduates working off island who completed the survey online, 13 said they are not likely to return, with most stating that the training or experience they needed for their work was not available in Guernsey and/or that opportunities within their chosen career were limited or unavailable. 61% felt that the cost of living in Guernsey had a great influence on their decision not to return for the foreseeable future.

There were 18 graduates who felt it at least 'possible' they would return to Guernsey in the foreseeable future, whilst 4 thought it likely they would return soon. Just over half felt that lack of career availability or limited opportunities greatly influenced their decision to not return to Guernsey immediately after graduation. 68% also felt that the cost of living in Guernsey had great or some influence on their decision not to return directly after graduation.

There are 10 graduates working as Health Professionals off island. Of these, 1 stated that they intend to return to Guernsey in the foreseeable future (Physiotherapist) whilst another 5 thought a return to be a possibility, including 1 Junior Doctor, an Adult Nurse, 2 Veterinary Surgeons and a Paramedic.

There were 42 graduates who had returned to Guernsey who completed the survey online. 19 said they were unsure whether they would stay in Guernsey for the foreseeable future. 18/19 of these felt that the cost of living in Guernsey would have at least some influence on their future plans, with 13 stating that this influence would be 'great'. 'Housing Issues' were also seen as a significant factor for those unsure of their future location.

Out of the 42 returning graduates, 8 stated they did not intend to stay on island. The influencing factors for this group were more varied, although the cost of living and housing issues were most prominent.

### **Employed Graduates Working in Guernsey**

**38 graduates were employed in Guernsey.** 10 were employed within Administration Operations (including Trust, Funds and Data Support). A further 10 were employed as Business, Media and Public Service Professionals/Associate Professionals, (including Accountancy, Actuarial, Auditing and Marketing).

**The States of Guernsey was again the biggest local employer of graduates (6).** Employment included Primary Teacher, Children's Residential Support Worker, Policy Support Officer and Healthcare Scientist Assistant.

**Employers within the two Economic Sector Areas (SIC) of Finance and also Professional, business, scientific and technical activities** employed 39% (15) of working graduates who returned to Guernsey.

### **Employed Graduates Working Off Island**

**36 graduates were employed off island.** 10 graduates were working as Health Professionals including those operating as a Junior Doctor, Vet, Physiotherapist, Nurse and Paramedic.

A further 8 graduates were employed as Business, Media and Public Service Professionals/Associate Professionals, including those working as a Trainee Solicitor, Marketing Executive, Architecture Assistant and Investment Analyst.

**12 off island graduates were employed within the Economic Sector Public Administration & Defence.** This includes those in Health, Education and Social Care settings. Employers within the Economic Sector Areas of Professional, business, scientific and technical activities employed 9 graduates.

**Table 1: All Graduates: Summary of situation six months after graduation;**

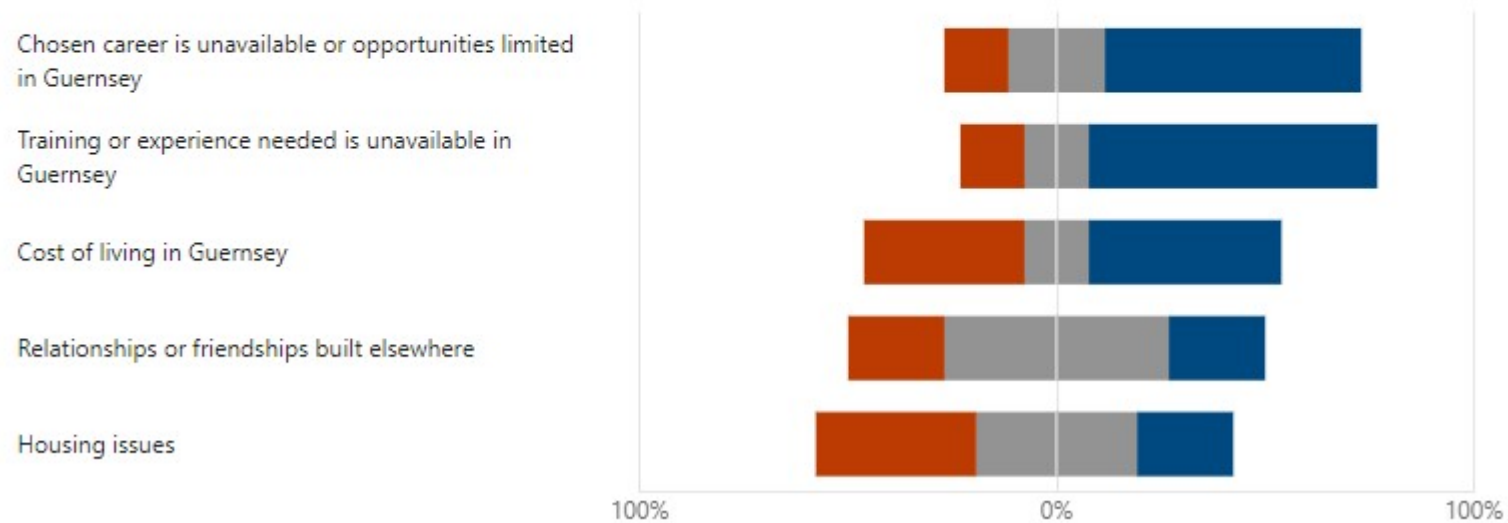
Situation	2022 1%= 1.13 (97% Response)	2021 1%=1.61 (95.8% Response)	2020: 1%=1.37 (99.3% Response)	2019: 1%=1.67 (99.4% Response)	2018: 1%=1.65 (97.3% Response)	2017: 1%=1.71 (100% Response)	2016: 1% =1.84 (97.3% Response)	2015: 1%=2.01 (99.5% Response)	2014: 1%=2.12 (99.5% Response)	2013: 1%=2.27 (99% Response)	2012: 1%=1.95 (97% Response)
Employment (including Self Employed)	65%	69%	67%	69%	76%	71%	68%	67%	73%	67%	73%
Continuing in Higher Education:	27%	29%	25%	25%	16%	19%	21%	27%	17%	22%	16%
Unemployed/Unavailable :	5%	1.2%	7%	2.4%	1.8%	5%	5%	4%	7%	7%	9%
Gap Year:	3%	0	1%	3%	3.6%	5%	6%	2%	3%	4%	2%
Number of those in employment or actively seeking work	78	113	101	119	125	130	135	142	169	169	160
Location:	Guernsey	Guernsey	Guernsey	Guernsey	Guernsey	Guernsey	Guernsey	Guernsey	Guernsey	Guernsey	Guernsey
Number & Proportion:	42 (54%)	70 (62%)	63 (62%)	60 (50%)	53 (42%)	73 (56%)	67 (50%)	92 (65%)	102 (60%)	94 (56%)	107 (67%)
Location:	Off Island	Off Island	Off Island	Off Island	Off Island	Off Island	Off Island	Off Island	Off Island	Off Island	Off Island
Number & Proportion:	36 (46%)	43 (38%)	38 (38%)	59 (50%)	72 (58%)	57 (44%)	68 (50%)	50 (35%)	67 (40%)	75 (44%)	53 (33%)

**Table 2: Responses by graduates who have no intention of returning to Guernsey in the foreseeable future**

15. Please say how much influence each of the following had on your decision to not return to Guernsey

[More Details](#)

■ No Influence   ■ Some Influence   ■ Great Influence

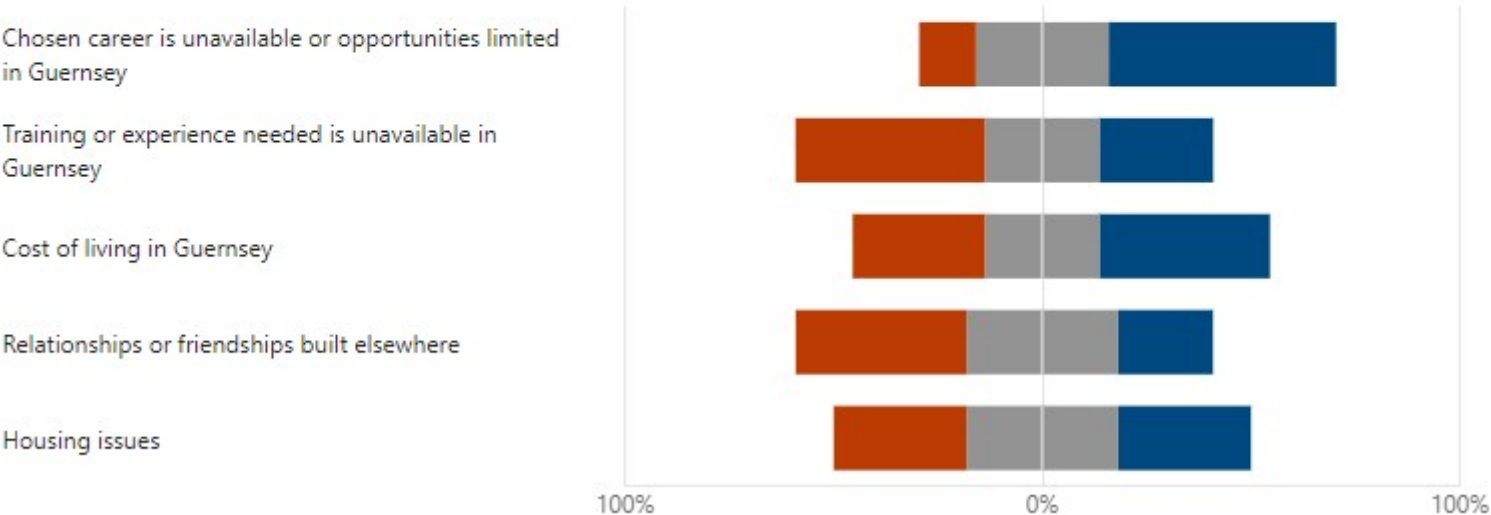


**Table 3: Responses by graduates who stated it is possible or likely they will return to Guernsey in the foreseeable future**

16. Please say how much influence each of the following had on your decision to not return to Guernsey directly after graduation

[More Details](#)

■ No Influence   ■ Some Influence   ■ Great Influence



**Table 4: Responses by graduates who stated it is possible or likely they will return to Guernsey in the foreseeable future**

17. Please say how much influence each of the following might have on your decision to possibly leave Guernsey in the future

[More Details](#)

■ No Influence   ■ Some Influence   ■ Great Influence

Chosen career is unavailable or opportunities limited in Guernsey

Training or experience needed is unavailable in Guernsey

Cost of living in Guernsey

Relationships or friendships built elsewhere

Housing issues

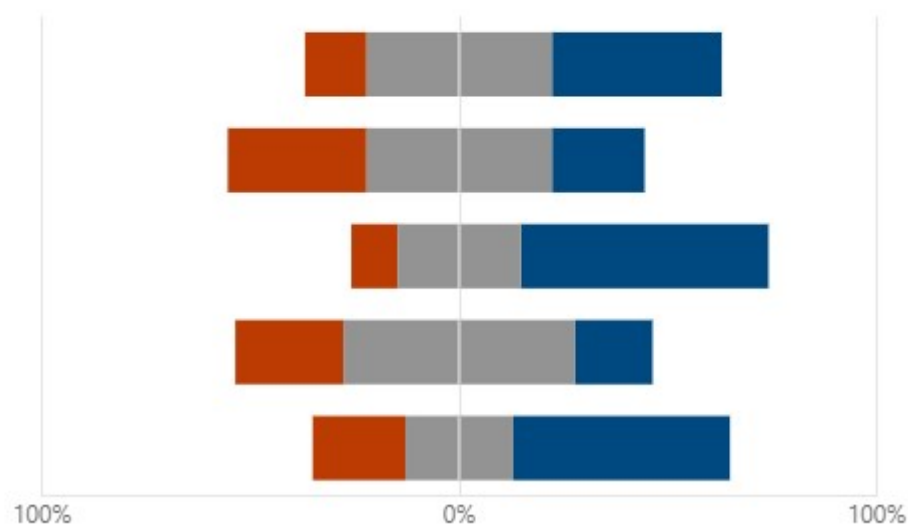


Chart 1: All Graduates by Destination 2022

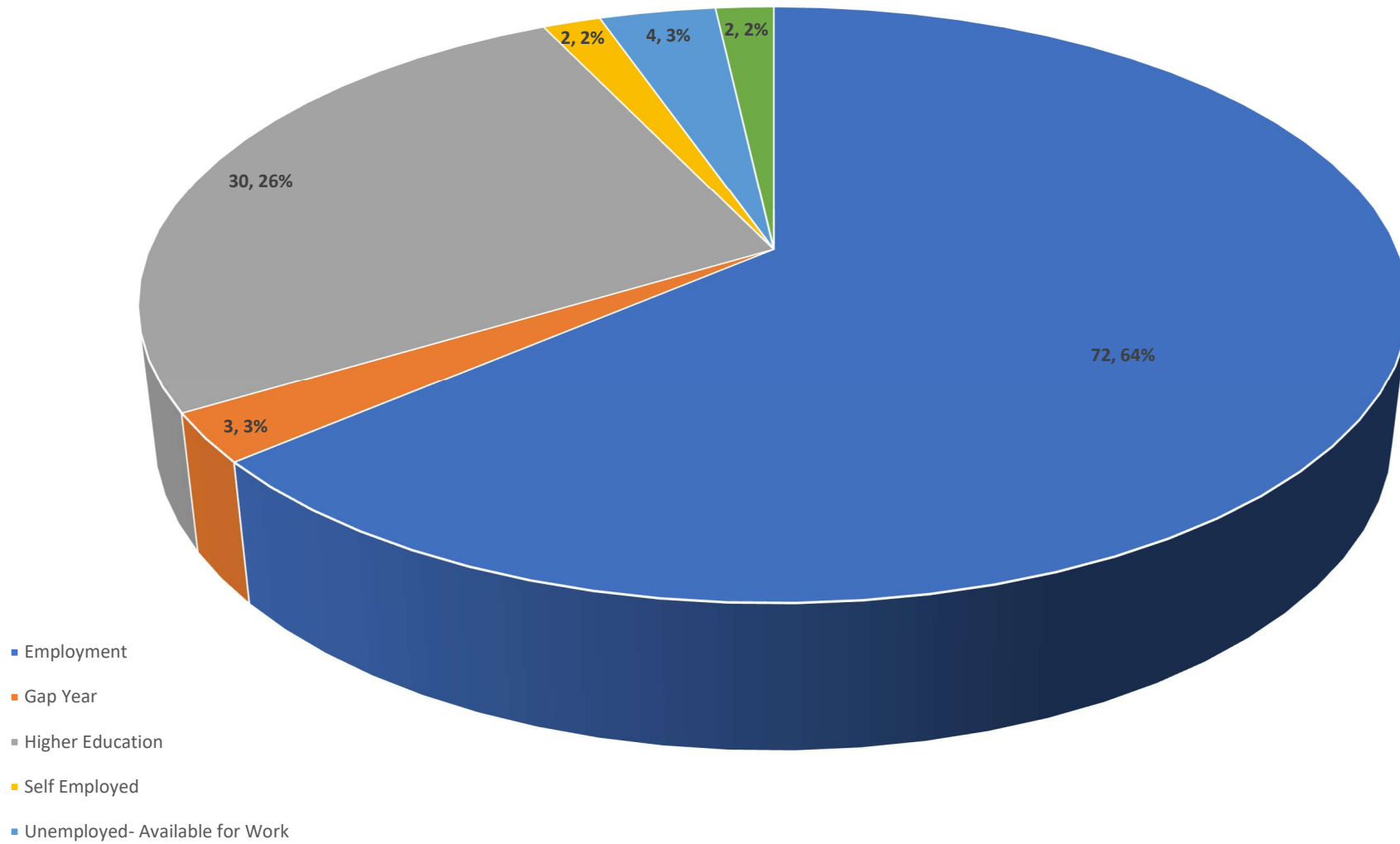




Chart 2: Occupational Classification of Employed Graduates by Location 2022

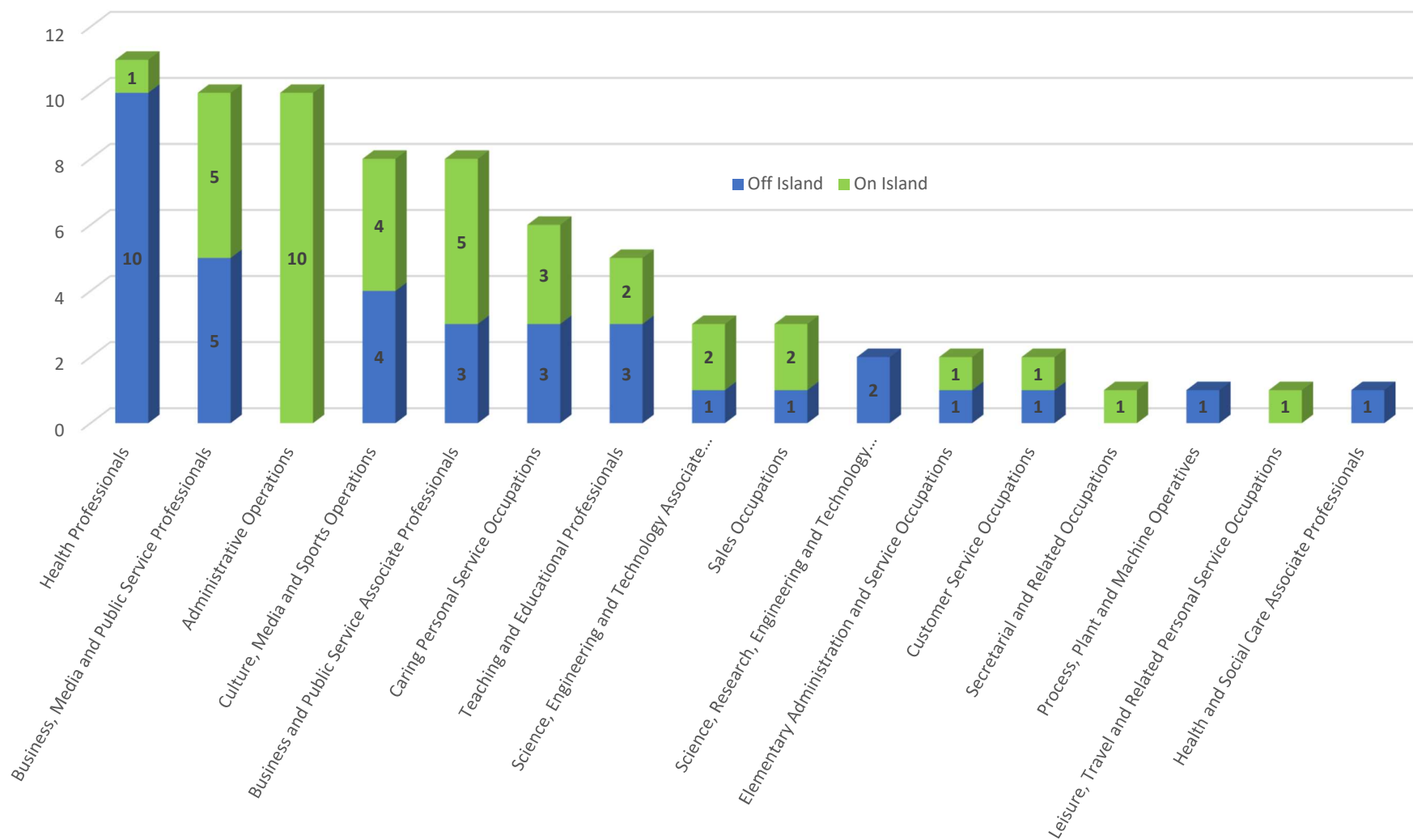
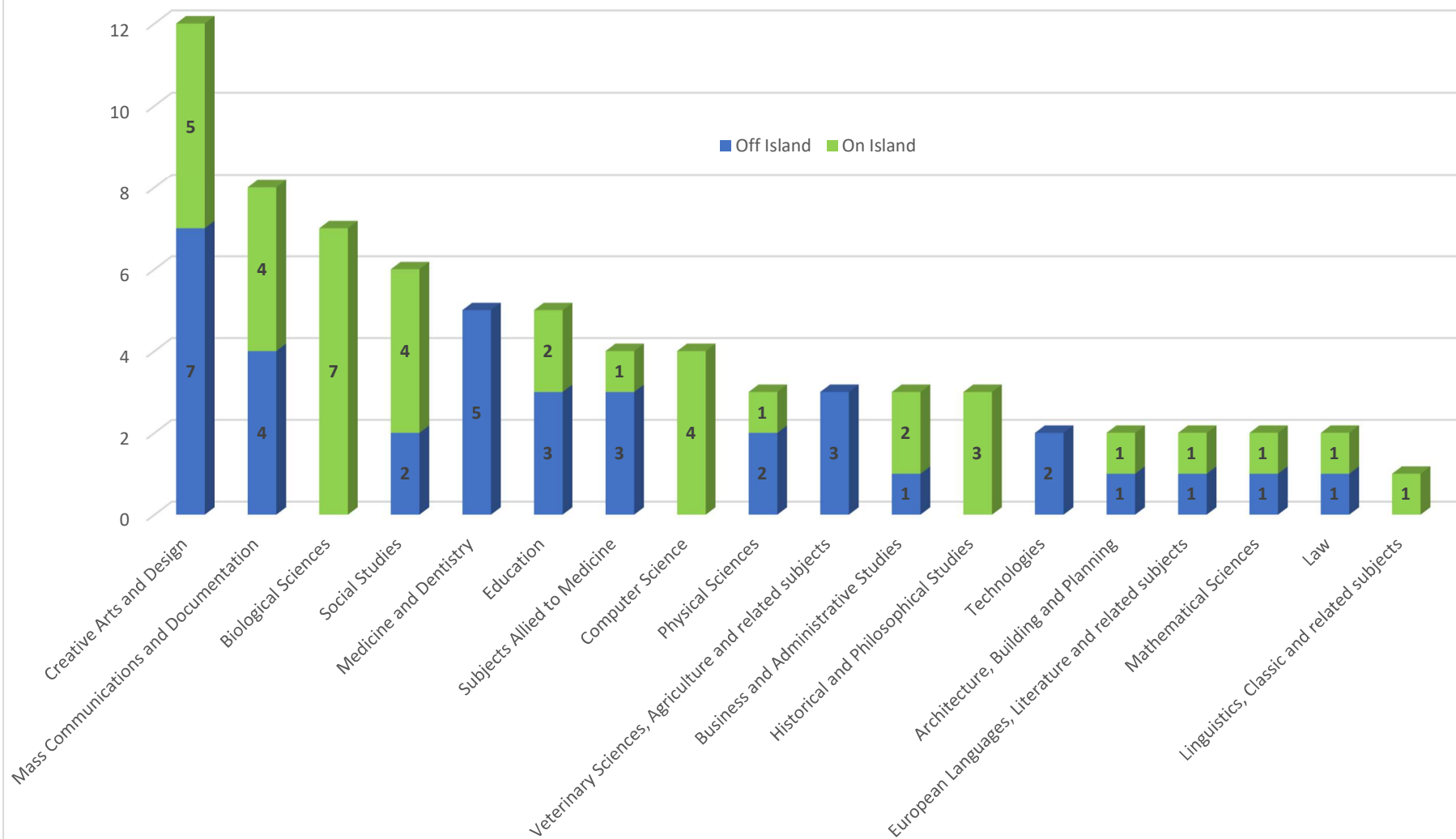


Chart 3: Employed Graduates by Subject Area of Degree and by Location 2022



2021 Subject and 2022 Job Title	Off Island	On Island	Grand Total
<b>Creative Arts and Design</b>	<b>7</b>	<b>5</b>	<b>12</b>
Bank Health Care Assistant	1		1
Bartender	1		1
Care Assistant		1	1
English Language Assistant	1		1
Fundraising and Sales	1		1
Head Stage Staff		1	1
Junior Graphic Designer		1	1
Marketing & Display Co-ordinator		1	1
Marketing Executive	1		1
Production Vocalist	1		1
Sales Assistant		1	1
Session Musician	1		1
<b>Mass Communications and Documentation</b>	<b>4</b>	<b>4</b>	<b>8</b>
Customer Assistant	1		1
Digital Marketing Executive		1	1
Field Engineer	1		1
Graduate Accounts Executive		1	1
Junior Sports Trader		1	1
Marketing Content Associate	1		1
Production Assistant	1		1
Receptionist		1	1
<b>Biological Sciences</b>		<b>7</b>	<b>7</b>
Animal Care Assistant		1	1
Children's Residential Support Worker		1	1
Physiotherapist		1	1
Private Client Administrator		1	1
Soccer School Supervisor		1	1
Trainee Actuary		1	1
Waitress		1	1
<b>Social Studies</b>	<b>2</b>	<b>4</b>	<b>6</b>
Associate Auditor		1	1
Audit Assistant		1	1
Business Analyst	1		1
Marketing and Business Development Assistant	1		1
Self Employed		1	1
Trainee Administrator		1	1
<b>Medicine and Dentistry</b>	<b>5</b>		<b>5</b>
Doctor - FP1	5		5
<b>Education</b>	<b>3</b>	<b>2</b>	<b>5</b>
Church Relay Worker	1		1
Primary Teacher	2	2	4
<b>Subjects Allied to Medicine</b>	<b>3</b>	<b>1</b>	<b>4</b>

Adult Nurse	1		1
Healthcare Scientist Assistant		1	1
Paramedic	1		1
Physiotherapist	1		1
<b>Computer Science</b>		<b>4</b>	<b>4</b>
Customer Support Officer		1	1
Data Operator		1	1
Junior Data Operator		1	1
Junior IT Administrator		1	1
<b>Physical Sciences</b>	<b>2</b>	<b>1</b>	<b>3</b>
Early Careers Sustainability Consultant	1		1
Net Zero Analyst	1		1
Policy Support Officer		1	1
<b>Veterinary Sciences, Agriculture and Related Subjects</b>	<b>3</b>		<b>3</b>
Veterinary Nurse	1		1
Veterinary Surgeon	2		2
<b>Business and Administrative Studies</b>	<b>1</b>	<b>2</b>	<b>3</b>
Real Assets Advisory Associate	1		1
Trainee Corporate Officer		1	1
Trust Administrator		1	1
<b>Historical and Philosophical Studies</b>		<b>3</b>	<b>3</b>
Marketing Executive		1	1
Policy Support Officer		1	1
Retail Assistant/Marketing Coordinator		1	1
<b>Technologies</b>	<b>2</b>		<b>2</b>
Materials Engineer	1		1
Textiles Teacher	1		1
<b>Architecture, Building and Planning</b>	<b>1</b>	<b>1</b>	<b>2</b>
Architectural Assistant	1	1	2
<b>European Languages, Literature and Related Subjects</b>	<b>1</b>	<b>1</b>	<b>2</b>
Project Support Specialist	1		1
Tax Associate		1	1
<b>Mathematical Sciences</b>	<b>1</b>	<b>1</b>	<b>2</b>
Advisory Consultant		1	1
Investment Analyst	1		1
<b>Law</b>	<b>1</b>	<b>1</b>	<b>2</b>
Junior Fund Administrator		1	1
Trainee Solicitor	1		1
<b>Linguistics, Classic and related subjects</b>		<b>1</b>	<b>1</b>
Treasury Assistant		1	1
<b>Grand Total</b>	<b>36</b>	<b>38</b>	<b>74</b>

For further information, contact Sarah Stonebridge [sarah.stonebridge@gov.gg](mailto:sarah.stonebridge@gov.gg) or Richard Vivian [richard.vivian@gov.gg](mailto:richard.vivian@gov.gg)